

# JANUS CONTROL VALVES

## PRESSURE REDUCING VALVE

A patented range of valves designed to control pressure in a hydraulic system using tap water to EU directive 98/83/EC. Designed specifically for fluids with low viscosity, the valve offers accurate control with high resistance to flow erosion experienced in pressure control applications.

SPECIFICATION	
Max Inlet Pressure	180 Bar
P Out Setting Range	30 Bar 30 to 100 bar 70 to 160 bar
Maximum Flow	0-30 L/min
Feed Gallery Diameter	6mm
Porting	1/4" BSP (Parallel)
Construction Materials	316 Stainless Steel & Polymer
Media	Water



### Function

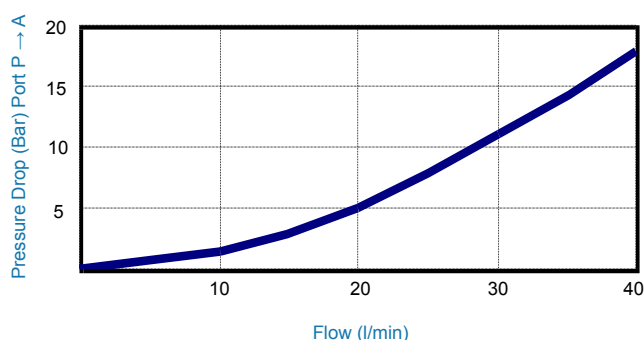
Designed to protect equipment from high system pressure in multi function circuits. An example of use is to limit the force of a cylinder when higher system pressure is needed for other functions. The valve is designed to limit the pressure in the P out port even if there is zero flow demand in this line. This function ensures cylinder force control even under stall or reaching an end stop condition. The valve restricts the inlet when nearing the control pressure setting and with the same action, relieves the service line to tank ensuring only minimal energy is lost from the system.



The pressure can be reduced to a maximum of 70% of the inlet pressure in one stage, e.g. 100 bar system pressure, minimum reduced pressure 30 bar.

### Reverse Flow

The valve does not offer a restriction with reverse flow.

### Flow Characteristics



ORDERING CODE	DN6
 <p>Reducing Valve 30 bar</p>	109BXS
 <p>Reducing Valve 30-100 bar 70-160 bar</p>	209BXS

# JANUS CONTROL VALVES

PRESSURE REDUCING VALVE

109BXSX & 209BXSX

